



June 2018

inspired by
the exhibit

Japanese
Quilt Artists

Who Have Influenced the World



Inspiration

National Quilt Museum gallery



The exhibit *Japanese Quilt Artists Who Have Influenced the World* is curated by Naomi Ichikawa, Chief Editor of YOMIURI QUILT TIME magazine. 34 Japanese quilts are currently on display at the National Quilt Museum in Paducah, Kentucky as an exclusive North American show through July 10, 2018. These extraordinary artists have influenced the way people quilt in Japan and around the world. They are true innovators and an inspiration to artists in any medium.

Quilting was introduced to the Japanese in the 1980s and the fascination quickly spread across the island nation. Since there was a long-time tradition in Japan for creating, dyeing, and sewing textiles, it was an easy transition to making quilts. Many quilters in Japan learn this artform through structured apprenticeships and certificate programs within organized and established programs or schools.

Over the last couple decades, Japanese quilters expanded the narrative of today's quilting community. The unique techniques, concepts, uses of color, and amazing details seen in Japanese quilts have influenced quilters worldwide.

Learn More quiltmuseum.org/influencetheworld



Pattern: Sample Block

Sample block




- Size 10.5" x 10.5" (finishes 10" x 10")
- Skills: Piecing (background), appliqué (sun, mountain, snow), embroidery (tree branch & cherry blossoms)



Pattern: Overview

Sample block



Base block:

- 5 strips of fabric 2.5" wide (can be pieced in segments, or solid strips 10.5" long)
- Machine or hand pieced
- Sew strips together to form 10.5" square background with horizontal rows

Surface design elements:

- Appliqué of Mount Fuji (white cap is optional) and sun/moon (template included on page 7)
- The red sun is often seen in Japanese art and on the country's flag, but could be interpreted as a moon in your design if desired
- Appliqué can be completed with any technique you desire—such as machine, hand, or fusible webbing
- Hand embroidery embellishment of choice (example includes a tree branch with blossoms made using French knots)

Example of inspiration quilt



Pink Mt. Fuji and the Clouds by Kotoe Yoshida



Pattern: Appliqué

Sample block




Appliqué is a term that quilters use in a few different ways when talking about their quilting projects. Appliqué, used as a verb, is the process of sewing (or attaching in another way) smaller pieces of fabric onto a larger background. Templates are used to cut the patches. Appliqué, used as a noun, refers to a quilt or other project where pieces of fabric are already attached. Appliqué projects can be sewn by hand or by machine, or adhered with fusible webbing.

from <https://www.thesprucecrafts.com/applique-in-quilts-2821555>

- **Intro to appliqué for beginners**
<https://youtu.be/9vKcyymFkyk>
- **Tutorial: Fusible appliqué**
<https://youtu.be/9CjL2bamUR0>
- **Tutorial: Fusible appliqué**
<https://angelleadesigns.com/tutorials/how-to-make-and-apply-appliques/>
- **Tutorial: Raw edge appliqué**
<https://youtu.be/BjGUmGIUYx0>
- Templates for Mt. Fuji, sun/moon, and optional snow cap are included on page 7

Example of inspiration appliqué



Blue Dragonfly by Yoko Saito



Pattern: Embroidery

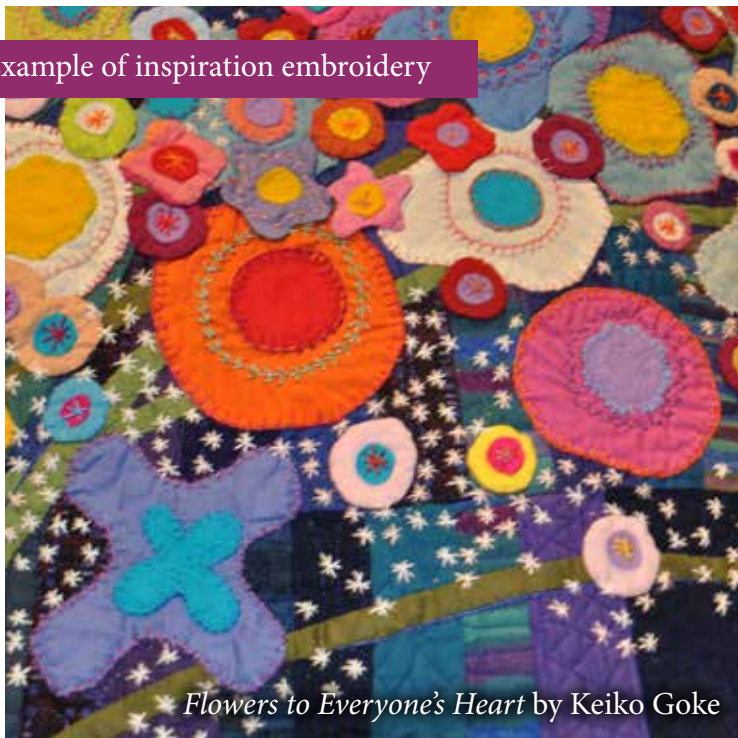
Sample block



Sashiko or “little stabs” in Japanese, is a simple running stitch traditionally used to work intricate designs with white thread on indigo fabric. Sashiko has been a compelling and practical art form for centuries and was used to strengthen and sandwich layers of cloth for warmth in Northern Japan, called Boro. Traditional sashiko designs abound. Kamon or family crests of natural objects such as cherry blossoms, water wheels, or cranes are stylized into dozens of variations. Geometric designs, all with ancient historical meaning are also well suited to sashiko. This and several other embroidery techniques are seen in several quilts in the current exhibit.

from <https://www.sylvia-pippen.com/what-is-japanese-sashiko-and-applique-embroidery-technique.htm>

Example of inspiration embroidery



Flowers to Everyone's Heart by Keiko Goke

- **Tutorial: 10 basic embroidery stitches** (Stem stitch for branch)
<https://youtu.be/kKnBUa4I2k4?t=3m46s>
- **Tutorial: French knots** (cherry blossoms)
https://youtu.be/_s3j_u0zyRE

- Print page at 100% (cardstock recommended)
- Cut out mountain shape and sun as fabric template
- Two-tone "snow-cap" is optional

width = 10.5"





National Quilt Museum News

Workshops



Through workshops and activities, adults and youth of all skill levels can gain hands-on experience with quilting. Upcoming adult workshops are taught by Melinda Bula (July 12–14), Kris Vierra (August 16–18), Jacquie Gering (September 7–8), and Gail Garber (October 11–13) in the museum classrooms in Paducah, KY.

- **Learn More** quiltmuseum.org/education/adult-workshops

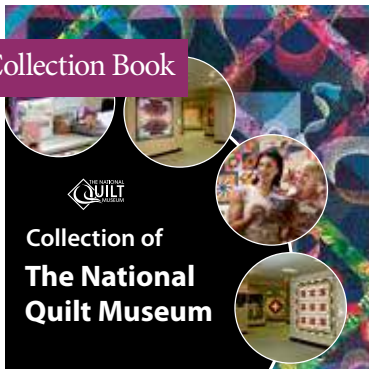
Museum TV



The museum's YouTube channel features videos about exhibits at the museum, interviews with quilters, and more.

- **Learn More** youtube.com/nationalquiltmuseum

Collection Book



The gift shop features shirts, books, patterns, gifts, and other items that help support the museum. Friends of the Museum get 20% off purchases in the gift shop. The collection book features over 300 quilts. Get yours today for only \$16.00!

- **Shop Here** quiltmuseum.org/store

Get Involved



The National Quilt Museum supports the quilting community by bringing the work of today's quilters to new audiences worldwide. The museum is a 501c3 nonprofit organization primarily funded through the generosity of people and companies passionate about quilting. You can help! Follow us on social media, spread the word, visit the galleries, take a class, shop, become a member, make a donation, or volunteer!

- **Learn More** quiltmuseum.org/getinvolved