

April 2018

Block of the Month

BOW TIES!

New Quilts from an Old Favorite 2018:

Bow Ties

Featuring

Mister Domestic



What is New Quilts From An Old Favorite?

Old Favorite?

Nearly everyone remembers sleeping under a quilt made by their mother or grandmother, and many of those quilts were made from time-honored traditional quilt designs. Today's quilt makers were challenged to create original quilts based on classic Bow Tie block patterns. Quilters from thirteen U.S. states and Taiwan modified Bow Tie Block designs in imaginative ways for this yearly competition. These are not your grandmother's quilts!



"Froggy Went A-Courtin'" by Laurie Schoenebeck




"Caribbean Ties" by Nancy Lambert

*Drawing on the
inspiration of this
annual competition,*

we have teamed up with
Mister Domestic himself,
Mathew Boudreaux!



Mathew Boudreaux of Mister Domestic learned to sew as a kid, but never really got into it until he had his daughter Helena, who is now four and a half. He thought it would be a great way to connect with her if he could make her cool clothes. With a new motivation to up his attention-to-detail, the quality and coolness far exceeded even his own expectations. Once he started posting his projects on social media, the quilting world quickly took notice of his fearless use of color and print, incomprehensibly fast output, carefree enthusiasm and humor, and ability to seek out, acquire and share new skills. Making projects from fabric weaving to English Paper Piecing to apparel to the 3-dimensional, you can find his fabric party on Instagram, Facebook and YouTube.




Version 1

Before you can get started, you will need to print three copies of this template on white cardstock. You also have the option to purchase the pre-cut papers at PaperPieces.com.

Joining the Shapes

Using your desired stitch, follow these instructions to best join each mini-bowtie together.



Whether new to or experienced in English Paper Piecing, I have YouTube tutorials on my channel that fully explain every step you'd need in your EPP journey:

youtube.com/c/MisterDomestic

MISTER DOMESTIC Bow Ties

An English Paper Piecing Pattern

Finished 10" Quilt Blocks

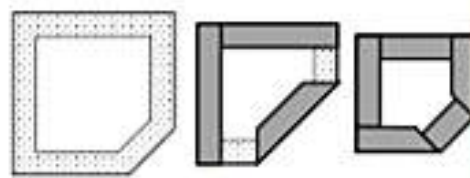
Supplies

- Paper shapes
- Fabrics
- Milliner needles
- Thread
- Glue pen (for glue basting)
- Cutting mat
- Rotary cutter


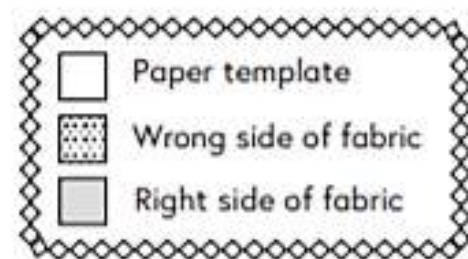
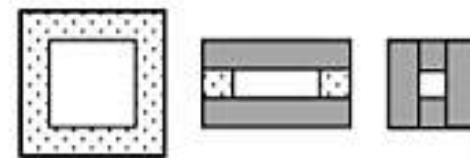
Basting

Whether stitch or glue basting, follow these diagrams for optimal results. Happy basting!

Shape A



Shape B




Version 2

Before you can get started, you will need to print four copies of this template on white cardstock. You also have the option to purchase the pre-cut papers at PaperPieces.com.

Optional Layouts

Part of the joy of discovering a new technique or quilt block is making it your own. While I have my original layouts above, here are some more to help get your creative juices flowing.

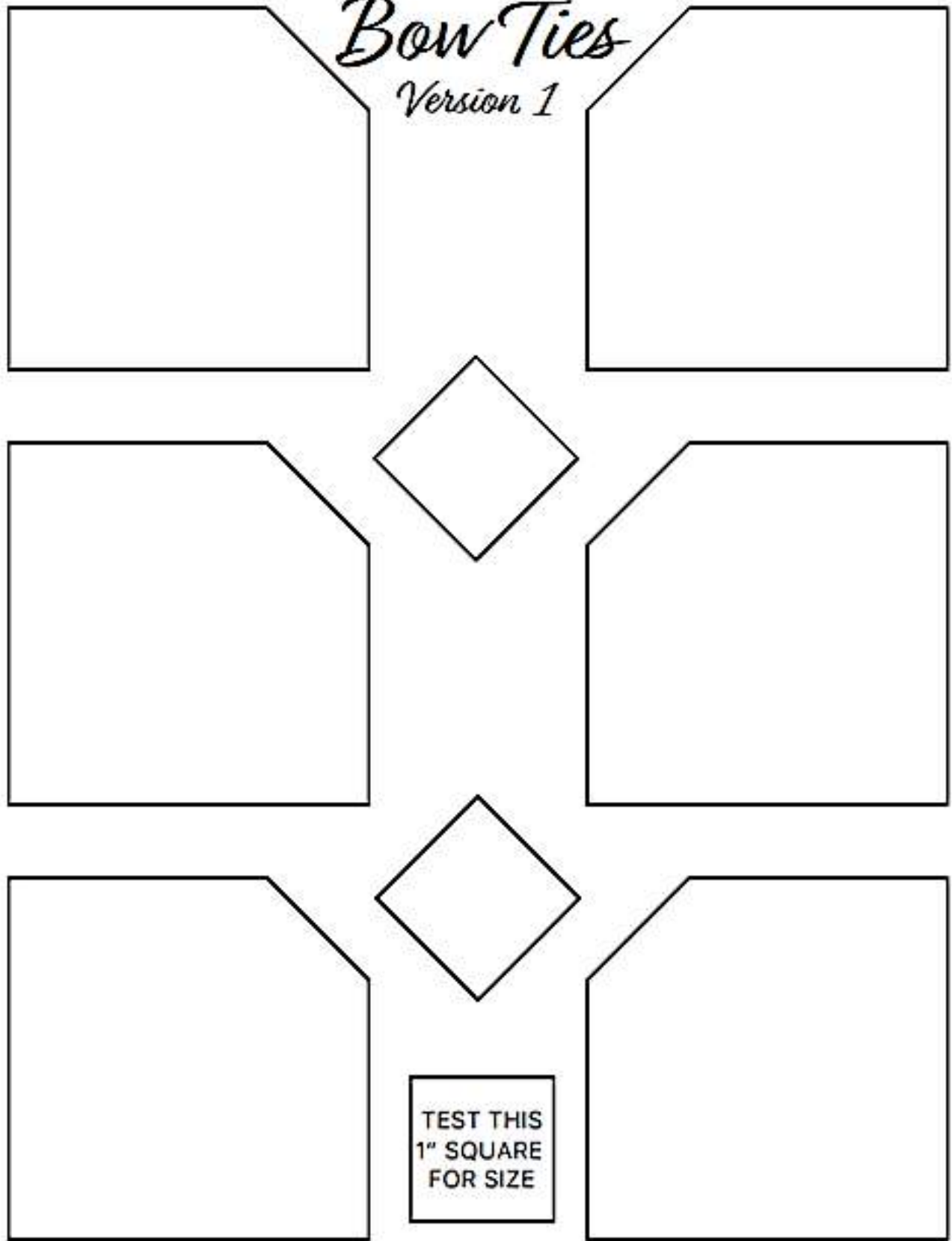


I hope you enjoy this block as much as I do. Thank you to The National Quilt Museum for inviting me to the NQM Block of the Month Party!

MISTER DOMESTIC

Bow Ties

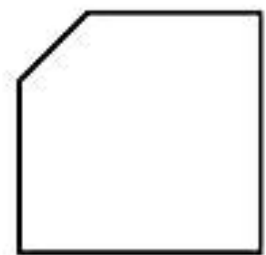
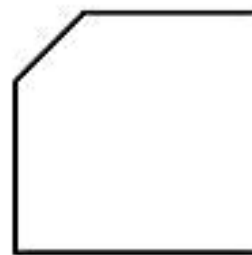
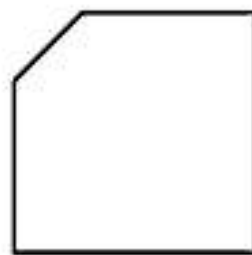
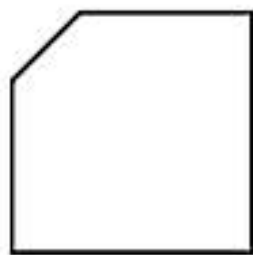
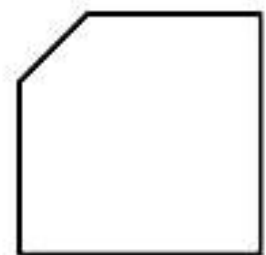
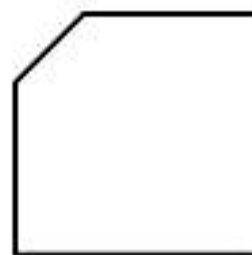
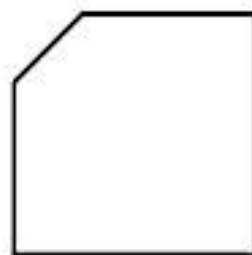
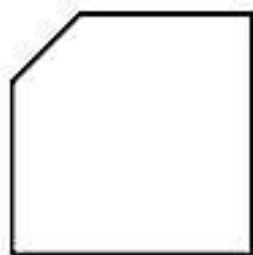
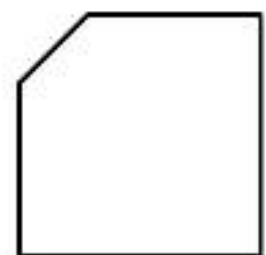
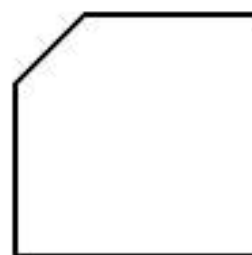
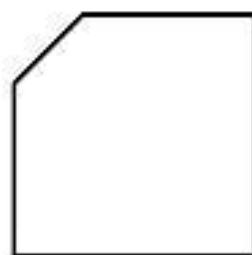
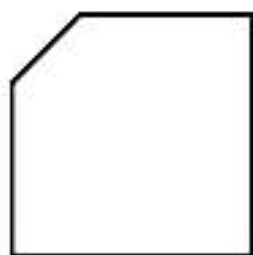
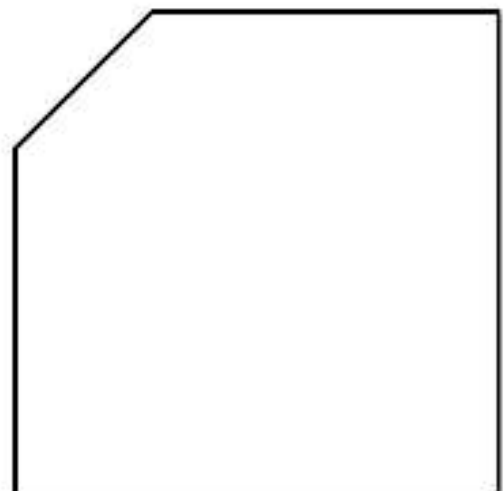

Version 1



PRINT THREE COPIES OF THIS TEMPLATE ON CARDSTOCK FOR
MISTER DOMESTIC BOW TIES VERSION 1

MISTER DOMESTIC
BowTies
Version 2

TEST THIS
1" SQUARE
FOR SIZE



PRINT FOUR COPIES OF THIS TEMPLATE ON CARDSTOCK FOR
MISTER DOMESTIC BOW TIES VERSION 2

Want more of Mister

Domestic?

(Of course you do!)



[instagram.com/MisterDomestic](https://www.instagram.com/MisterDomestic)





[Facebook.com/MisterDomestic](https://www.facebook.com/MisterDomestic)



[youtube.com/c/MisterDomestic](https://www.youtube.com/c/MisterDomestic)



misterdomestic.net



Want more of The National Quilt Museum?

(Of course you do!)

The National Quilt Museum serves the quilting community by bringing the work of today's quilters to new and expanding audiences worldwide.

On average, the museums in-facility and traveling exhibits are seen by over 120,000 people in more than 40 countries around the world annually. Through exhibitions, educational programs, and advocacy efforts, the museum ultimately works to introduce everyone to this extraordinary art form.



The National Quilt Museum supports the sustainability and growth of today's quilting community by bringing the work of today's quilters to new audiences worldwide. The museum is a 501c3 nonprofit organization primarily funded through the generosity of people and companies passionate about quilting.

Support

Become a Member

"Friends of the Museum" get special discounts and event invitations.

- QuiltMuseum.org/friend

Make a Donation

A tax-deductible donation of any size helps advance the art of quilting.

- QuiltMuseum.org/donate

Volunteer Program

Volunteer roles include interacting with visitors in the gallery, assisting with exhibit changes, and helping with class programs.

- QuiltMuseum.org/volunteer

Donate to the Auctions

Donate quilts or extra quilting materials for our fundraising auctions.

- QuiltMuseum.org/quilts-for-quilting

Planned Giving

Name The National Quilt Museum as a beneficiary in your will or estate planning.

- QuiltMuseum.org/giving

Spread the Word

Show others that you care about the future of quilting! Keep up with museum news and activities through our emails, www.QuiltMuseum.org, the museum app, Google Arts & Culture, and on social media:



Facebook



Twitter



Instagram



YouTube

Download the museum app for Apple or Android.

Learn More at QuiltMuseum.org/GetInvolved